
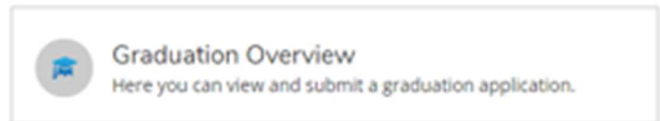
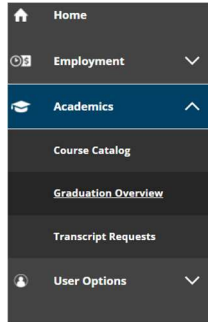


How to Apply for Graduation

- Sign into your MySCC account.
- Click the Self-Service icon, shown below.



- Find the “Graduation Overview” section on your homepage or under the graduation cap on the left-hand menu.



- This should open a “Graduation Application” page with all of your active programs listed.
- Under “Application Status” should be an Apply button.
- Click to create a graduation application for that program.
- The application will look like the screenshot below.

Name and Hometown	Program of Study
Graduation Term	Associate in Arts
Preferred Name on Diploma	Diploma
Phonetic Spelling	Associate in Arts
Hometown and State/Province	Major
	Associate in Arts
<hr/>	
Commencement Details	Cap and Gown
<input type="checkbox"/> Will you attend commencement?	<input type="checkbox"/> To order your cap and gown go to: Cap And Gown Orders
Diploma Mailing Address	Cap size
<input checked="" type="radio"/> Ship to preferred mailing address	no entry
<input type="radio"/> Ship to a new address	Gown size
Number of Guests (Maximum 10)	no entry

- Once submitted, your application will be reviewed by the Registrar’s Office for program completion.
 - Changes cannot be made to applications once submitted. For any updates to your application, contact the Registrar’s Office directly.