




# DOWNLOAD AND USE THE SCC JOB BOARD PHONE APP in 4 Steps!

Powered by Purple Briefcase

## Step 1: Download from your App Store



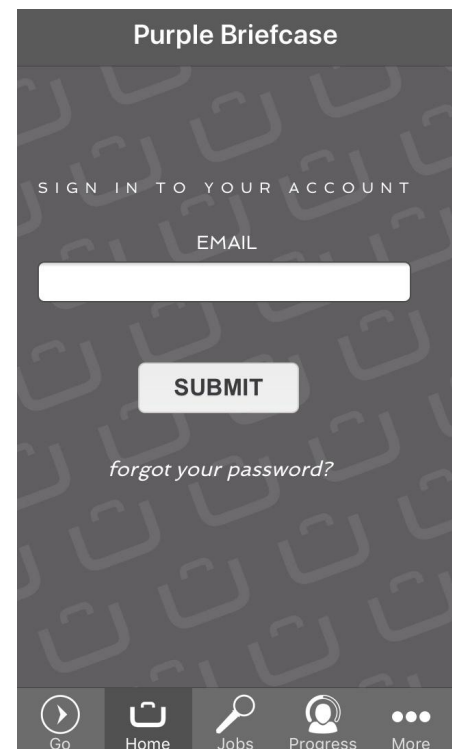
[Apple Store](#)



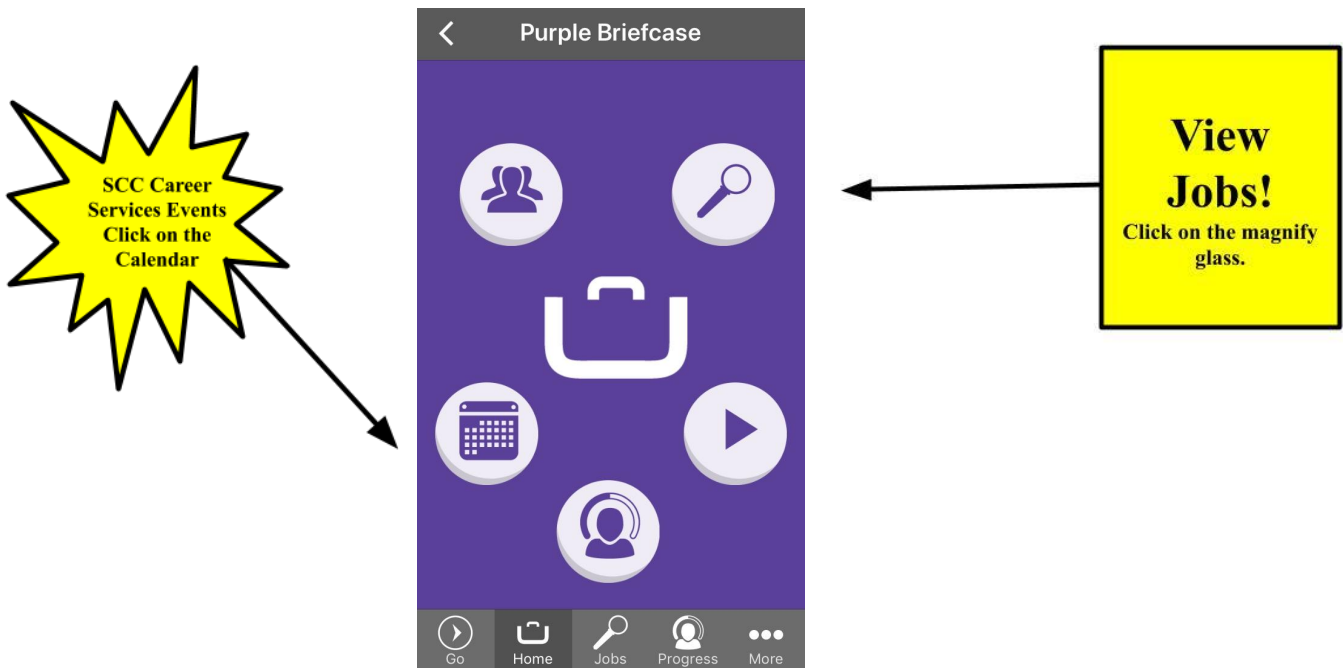
[Google Play](#)

## Step 2: Open the phone app, click on “Home”, and sign into your account!

You MUST have an **active** account to log into the app. To create an account and activate please view our Directions on our [Job Board Page](#). Also, the phone app is only available for students, alumni, community members, and faculty/staff. The app will not work for employer accounts. If you have any trouble please reach out to the [SCC Career Services Office](#).

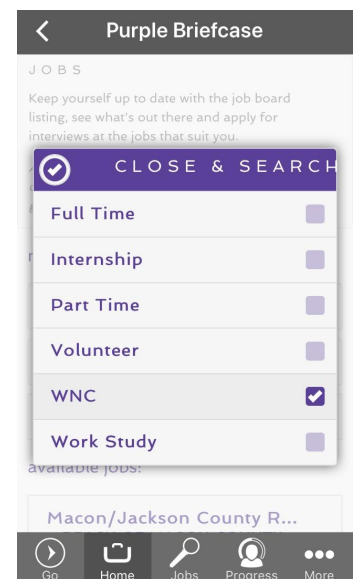
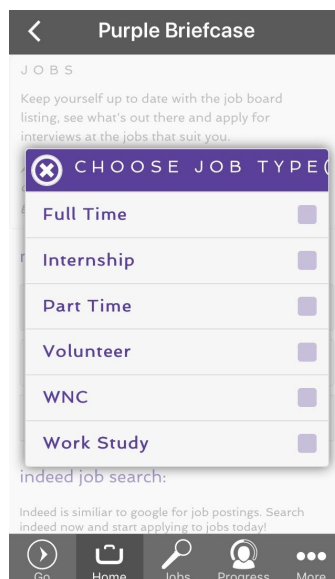
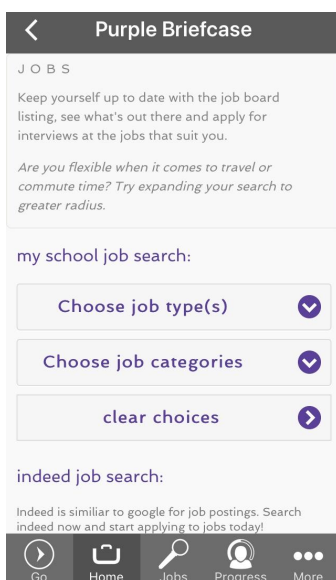


### Step 3: Get to know the Home Screen



### Step 4: Search for Jobs!

- Select “Job Type” and narrow down your search. There is even an option to research Western North Carolina Employers ONLY by selecting “WNC.”
- Choose “Job Categories” to narrow down the results based on the industry you are interested in.



Contact [SCC Career Services](#) for questions and assistance!